

Base strip - MSTBO 2,5/ 2-G1L - 1861057

Please be informed that the data shown in this PDF Document is generated from our Online Catalog. Please find the complete data in the user's documentation. Our General Terms of Use for Downloads are valid (<http://download.phoenixcontact.com>)



Header, Nominal current: 12 A, Rated voltage (III/2): 320 V, Number of positions: 2, Pitch: 5 mm, Assembly: Soldering, Article with lateral pin exit

Product Features

- Headers for ME/ME MAX electronics housing
- 5 mm pitch
- 2 to 4-pos.
- Plug-in direction orthogonal to the PCB



Key commercial data

Packing unit	1 1
GTIN	 4 017918 133412
Weight per Piece (excluding packing)	1.43 GRM
Custom tariff number	85366990
Country of origin	Poland

Technical data

Dimensions

Length	14.65 mm
Pitch	5 mm
Dimension a	5 mm
Pin dimensions	1 x 1 mm
Hole diameter	1.4 mm

General

Range of articles	MSTBO 2,5/..-G1L
Insulating material group	I

Base strip - MSTBO 2,5/ 2-G1L - 1861057

Technical data

General

Rated surge voltage (III/3)	4 kV
Rated surge voltage (III/2)	4 kV
Rated surge voltage (II/2)	4 kV
Rated voltage (III/3)	250 V
Rated voltage (III/2)	320 V
Rated voltage (II/2)	400 V
Connection in acc. with standard	EN-VDE
Nominal current I_N	12 A
Maximum load current	12 A
Insulating material	PA
Inflammability class according to UL 94	V0
Number of positions	2

Classifications

eCl@ss

eCl@ss 4.0	27180401
eCl@ss 4.1	27180401
eCl@ss 5.0	27180506
eCl@ss 5.1	27260701
eCl@ss 6.0	27260704
eCl@ss 7.0	27440402
eCl@ss 8.0	27440402

ETIM

ETIM 2.0	EC001031
ETIM 3.0	EC001031
ETIM 4.0	EC002637
ETIM 5.0	EC002637

UNSPSC

UNSPSC 6.01	31261501
UNSPSC 7.0901	31261501
UNSPSC 11	31261501
UNSPSC 12.01	31261501
UNSPSC 13.2	31261501

Base strip - MSTBO 2,5/ 2-G1L - 1861057

Approvals

Approvals


Approvals


CSA / UL Recognized / VDE Gutachten mit Fertigungsüberwachung / cUL Recognized / GOST / IECCEB Scheme / CCA / cULus Recognized


Ex Approvals

Approvals submitted

Approval details

CSA 		
	B	D
Nominal current I _N	10 A	10 A
Nominal voltage U _N	300 V	300 V

UL Recognized 		
	B	D
Nominal current I _N	16 A	10 A
Nominal voltage U _N	300 V	300 V

VDE Gutachten mit Fertigungsüberwachung 		
Nominal current I _N	8 A	
Nominal voltage U _N	250 V	

Base strip - MSTBO 2,5/ 2-G1L - 1861057

Approvals

cUL Recognized		
	B	D
Nominal current I _N	16 A	10 A
Nominal voltage U _N	300 V	300 V

GOST	
------	--

IECEE CB Scheme	
Nominal current I _N	8 A
Nominal voltage U _N	250 V

CCA	
Nominal current I _N	8 A
Nominal voltage U _N	250 V

cULus Recognized	
------------------	--

Accessories

Accessories

Assembly

Accessories - MSTB-BF - 1759981



Mounting flange, for fixing both ends of the header onto the PCB, green insulating material, with M 2 x 14 screws and nuts.

Base strip - MSTBO 2,5/ 2-G1L - 1861057

Accessories

Accessories - MSTB-BL - 1755477



Keying cap, for forming sections, plugs onto header pin, green insulating material

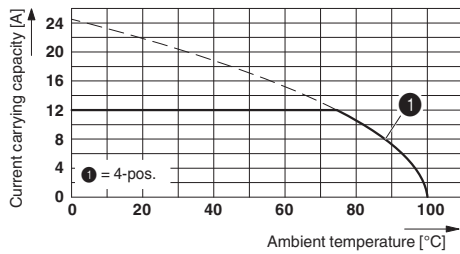
Coding section - CR MSTBO-G1 - 2199618



Coding section

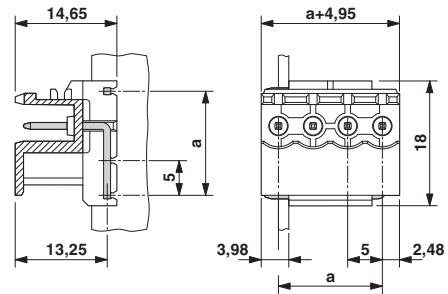
Drawings

Diagram

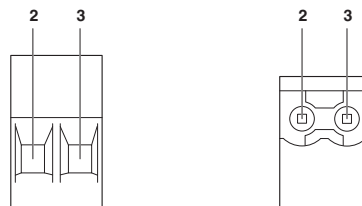


Type: MSTBT 2,5/...-ST with MSTBO 2,5/...-G1L

Dimensioned drawing



Schematic diagram



Pin assignment left

