

# UMK316AC7475KLHTE



### ■ Features

- Item Summary  
4.7 $\mu$ F $\pm$ 10%, 50V,  
X7S, 1206/3216 (EIA/JIS)
- Lifecycle Stage  
Mass Production
- AEC-Q200 qualified
- Standard packaging quantity (minimum)  
Taping Embossed 2000pcs

### ■ Products characteristics table

|   |                          |
|---|--------------------------|
| Capacitance                                   | 4.7 $\mu$ F $\pm$ 10 %   |
| Case Size (EIA/JIS)                           | 1206/3216                |
| Rated Voltage                                 | 50 V                     |
| tan $\delta$ (max)                            | 2.5 %                    |
| Temperature Characteristic (EIA)              | X7S                      |
| Operating Temp. Range (EIA)                   | -55 to +125 °C           |
| High Temperature Loading<br>(% Rated Voltage) | 150 %                    |
| Insulation Resistance (min)                   | 100 M $\Omega$ · $\mu$ F |
| RoHS2 Compliance (10 subst.)                  | Yes                      |
| REACH Compliance (173 subst.)                 | Yes                      |
| Halogen Free                                  | Yes                      |
| Soldering                                     | Reflow                   |

### ■ External Dimensions

|             |                     |
|-------------|---------------------|
| Dimension L | 3.2 $\pm$ 0.20 mm   |
| Dimension W | 1.6 $\pm$ 0.20 mm   |
| Dimension T | 1.6 $\pm$ 0.20 mm   |
| Dimension e | 0.50 +0.35/-0.25 mm |

2017.04.30

The data is reference only. Electrical characteristics vary depending on environment or measurement condition.  
 TAIYO YUDEN reserves the right to make change to the Date at any time without notice.  
 Before making final selection, please check product specification.

## Multi Layer Ceramic Capacitor

-Electrical Characteristics Data-

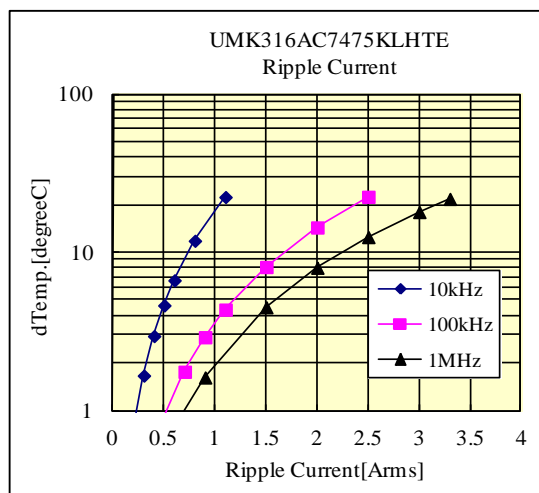
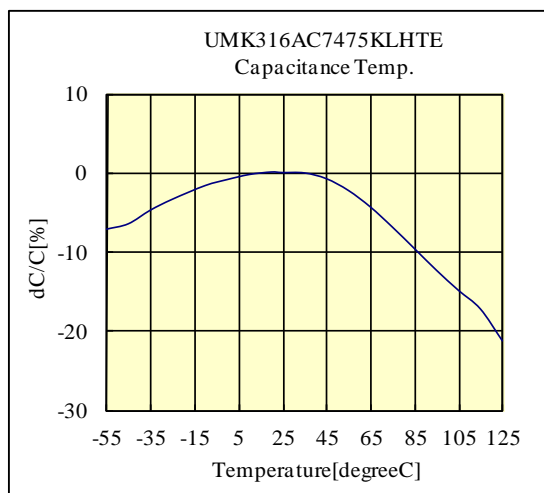
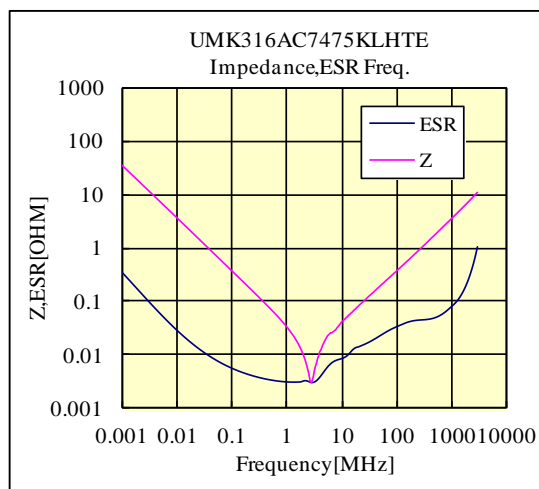
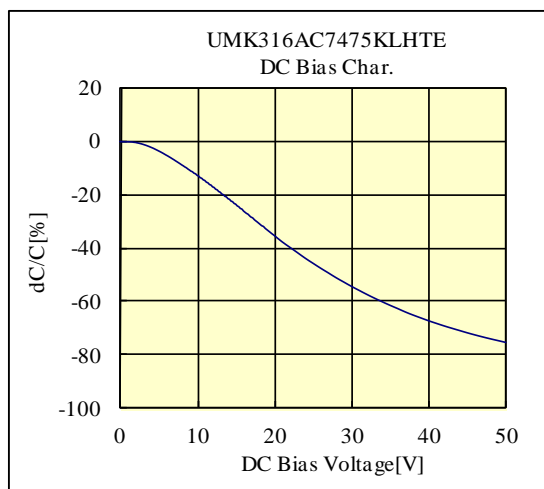
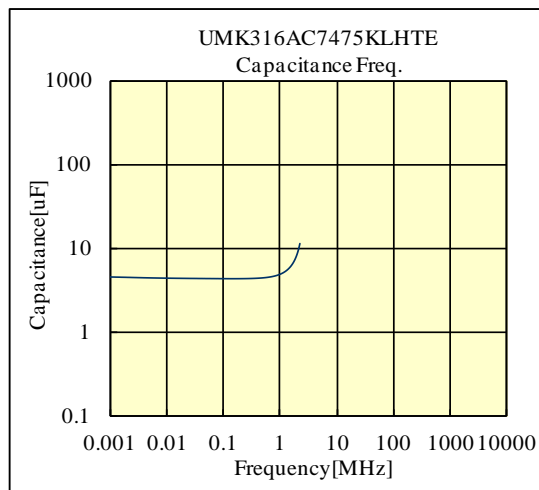
16U2A09

RoHS compliance product

### ○UMK316AC7475KLHTE

**50V 3216 X7S 4.7uF +/- 10% t=1.8mmMAX**

**50V 1206 X7S 4.7uF +/- 10% t=0.07inchMAX**



部品特性は設置環境、測定条件等により変化する場合があります。本データをご使用される際は実際の製品特性に対する参考データとしてご利用ください。また、本データは予告無く追加・削除及び変更を行う場合があります。ご注文の際は、納入仕様書のご確認をお願いします。

The data is reference only. Electrical characteristics vary depending on environment or measurement condition.

TAIYO YUDEN reserves the right to make change to the data at any time without notice.

Before making final selection, please check product specification.