

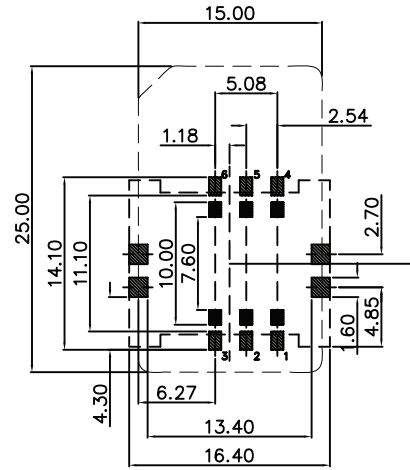


1 2 3 4 5

Suggest Card Printed Area

PIN No	NAME	DESCRIPTION
1	Voc	+5 VDC
2	RESET	RESET
3	CLOCK	Clocking or timing Signal
4	GND	REFERENCE
5	Vpp	Programming Voltage
6	1.0	Serial Data

 SOLDER PAD
 THESE AREA SHOULD BE FREE OF ANY CONDUCTIVE TRACES



TECHNICAL CHARACTERISTICS

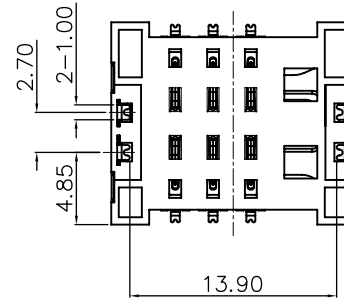
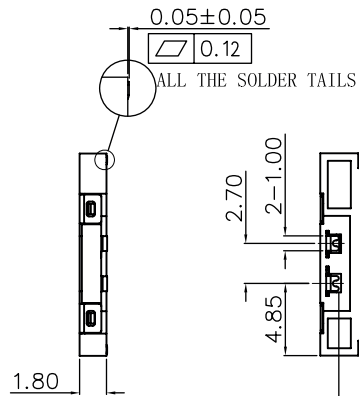
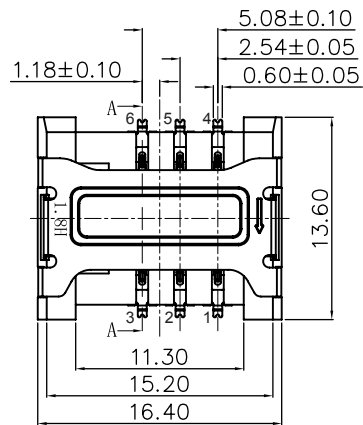
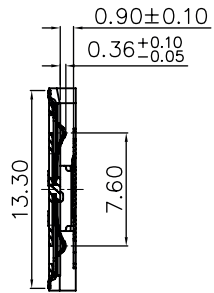
MATERIAL
 INSULATOR: LCP
 FLAMABILITY RATING: UL94-V0
 COLOR: BLACK
 CONTACT MATERIAL: COPPER ALLOY
 CONTACT TYPE: STAMPED
 CONTACT PLATING: SELECTIVE GOLD
 SHIELDING: STAINLESS STEEL
 QUALITY CLASS: 5000 MATING CYCLES

ENVIRONMENTAL
 OPERATING TEMPERATURE: -25 UP TO 85°C
 COMPLIANCE: LEAD FREE AND ROHS

ELECTRICAL
 CURRENT RATING: 0.5 A
 WORKING VOLTAGE: 50 VAC
 INSULATOR RESISTANCE: >500 MΩ
 WITHSTANDING VOLTAGE: 500 VAC/MIN
 CONTACT RESISTANCE: 50 mΩ MAX

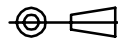
SOLDERING
 JEDEC LEAD FREE REFLOW SOLDERING PROCESS

PACKAGING
 TAPE & REEL



RoHS Compliant

PROJECTION:



GENERAL TOLERANCE

.X = +/- 0.2
 .XX = +/- 0.15



APPROVAL: RJ

UNIT: MM

SCALE:

SHEET: 1/2

DRAW: VICKY

DESCRIPTION: SIM Card Connector - Header Shielded - W/O card stop - 6 pins

WERI PART NO: 693 010 030 601

SIZE

A4

REV	DATE	FILE	BY
E	22-AUG-14	LAYOUT DIM	AS
D	12-MAY-14	PINNING	QL
C	25-MAR-14	LAYOUT UPDATE	QL
B	10-JAN-12	DRAWING & TKP	GG
A	11-AUG-31	PDF	GG

